




IN LOVING MEMORY of Ryder Jackson

Ryder Lost his life to Dog Collar Strangulation
October 24, 2018.

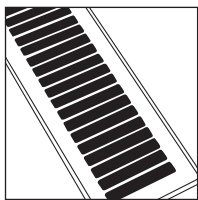
In honor of Ryder, the Ryder Safe Foundation was formed. Our goal is to provide dog collar safety education, and awareness.

Dog collars can get caught on many things, and cause collar strangulation, or entanglement resulting in the death of your beloved pet.


Thousands of dogs die, or are injured every year from collar accidents. Common hazards include:




Play Biting




Heating and Cooling Vents



Fences



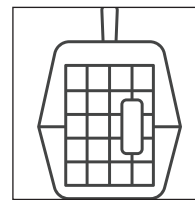
Shrubs and Branches



Deck Slats



Furniture and Cabinet Hardware




Crates and Kennels

PROTECT YOUR DOG. EDUCATE YOURSELF ON COLLAR SAFETY.

Consider these Safety Tips:

- We recommend the **PetSafe KeepSafe Breakaway Collars**. They Breakaway when tension is applied.
- **ALWAYS**, remove collars when your dog is in a kennel/crate, and when boarding.
- Choose collars wisely. Not all collars fit all situations. Consider breakaway collars, or opt for a harness. Avoid chain “training” collars. These should **never** be worn outside of training.
- Look for opportunities to live and “play naked” (without collars).
- Remove collars when dogs are home alone unattended, especially if you have more than one dog. Play biting is the top-reported collar accident.
- Supervise your dogs so you can help if they get into trouble.
- Keep an emergency kit handy with tested tools to cut off any collar. *Kit should include bolt cutters, and industrial-strength scissors.*
- Microchip your dogs. Collar or no collar, this will increase your chances of being reunited if they are lost or stolen.

**Strangulation accidents happen. Keep your dogs safe.
Being aware of the dangers is the first step to prevention.**



Visit **The Ryder Safe Foundation** at www.Ryderssafefoundation.com
or find us on [Facebook.com/labradorablebfff](https://www.facebook.com/labradorablebfff) #Rydersafe